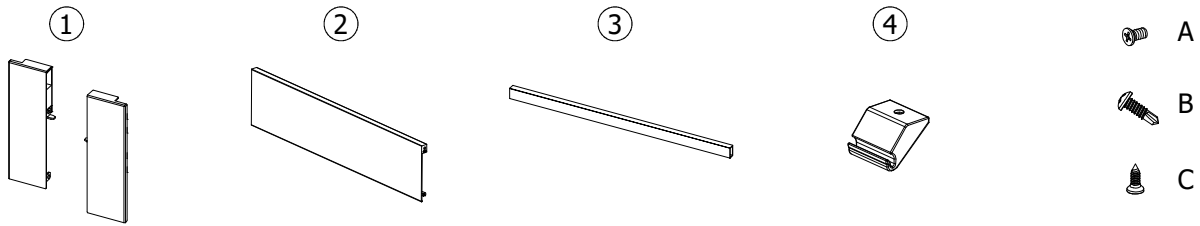


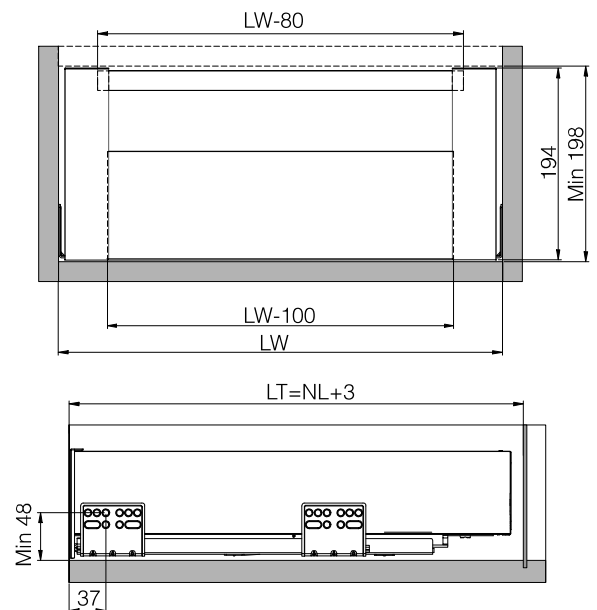
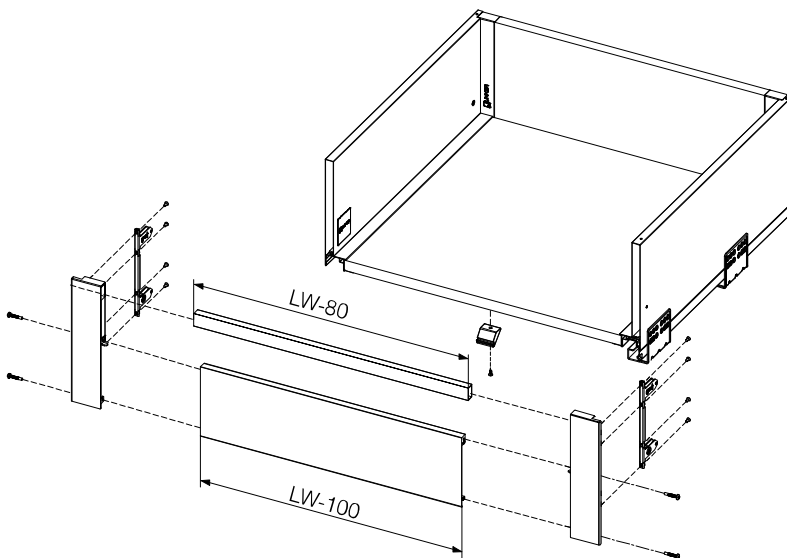
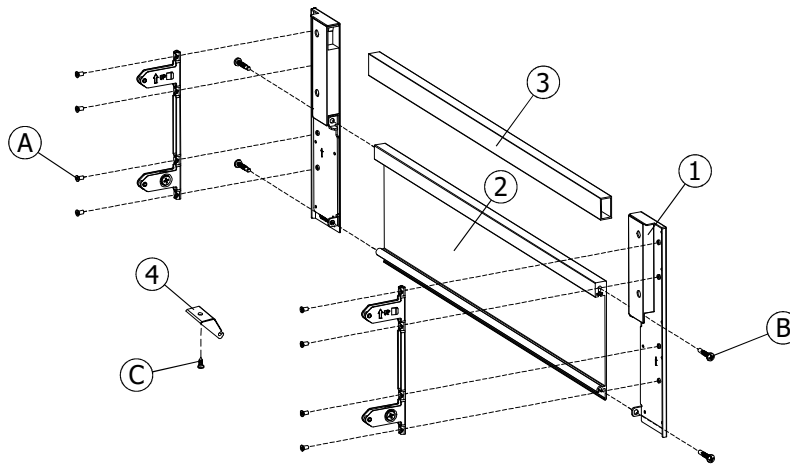
DE Einzelteile Frontblende für Innenauszug

EN Elements of the inner drawer

FR Éléments du tiroir intérieur



		DE	EN	FR
1	1 set (L+R)	Frontblendenadapter	Front panel connector	Fixation panneau frontal
2	1 pcs. (1200 mm)	Aluminium Frontblende	Aluminium panel	Panneau Aluminium
3	1 pcs.	Querreling	Front railing	Rehausse frontale
4	1 pcs.	Frontblendenstabilisator	Front panel stabilizer	Stabilisateur inférieur
A	8 pcs.	Schrauben M3x5	Screws M3x5	Vis M3x5
B	4 pcs.	Bohrschrauben	Drilling screws	Vis de perçage
C	1 pcs.	Holzgewindeschrauben 4x12	Wood screw 4x12	Vis à bois 4x12



NL - Nennlänge Führungsschiene
 LW - Lichte Korpusweite
 LT - Min. Lichte Korpustiefe

NL - Nominal slide length
 LW - Inner cabinet width
 LT - Min. internal depth of the cabinet

NL - Longueur de la coulisse
 LW - Largeur intérieure de l'armoire
 LT - Profondeur interne du corps